

# Architectural Colour Selector

The Architectural Colour Selector features products suitable for use on interior and exterior applications. It includes warrantable products up to 15 years durability and non-warrantable products.



INTERIOR	•	•	•	•	•	•	•
EXTERIOR	•	•		•			

**Dulux World of Colour®**  
Powder Coat Series  
New Zealand Collection



# Architectural Colour Selector

**DURALLOY®**  
SOLID COLOUR RANGE



✓ MEETS AS 3715

✓ MEETS AAMA 2603

Popular solid colours including **COLORSTEEL®** colours delivered with warranty grade\* advanced durable polyester thermosetting powder. Recommended usage includes exterior residential buildings less than 4 levels. See product suitability tables for more information.




**APPLIANCE WHITE**  
Matt 9151274M Satin 91558853




**WOODWIND**  
Matt 9153155M



**GULL GREY** CS  
Matt 9157511M Satin 91597128



**ARCTIC WHITE**  
Satin 91558851 Matt 9151267M



**OFF WHITE**  
Matt 9153144M Satin 91558804



**RIVERGUM BEIGE**  
Matt 9153143M



**THUNDER GREY** CS  
Matt 9157324M Satin 91597129



**GHOST GREY**  
Matt 9157401M Satin 91558714



**MAGNOLIA**  
Matt 9153142M



**ALMOND**  
Matt 9153141M Satin 91558802



**LIGNITE** CS  
Matt 9158033M



**SANDSTONE GREY** CS  
Matt 9157217M Satin 91558706



**TITANIA** CS  
Matt 9152068M Satin 91558855



**DESERT SAND** CS  
Matt 9153065M



**OLIVE**  
Matt 9156193M



**MID GREY**  
Matt 9157551M



**CANVAS CLOTH**  
Matt 9157327M Satin 91558718



**BRONCO**  
Matt 9152111M Satin 91558806



**IRONSAND** CS  
Matt 9158096M Satin 91558716



**FLINT**  
Matt 9157484M



**O'KEEFE GREY**  
Matt 9157400M



**KAURI**  
Matt 9158159M



**GRAVEL**  
Matt 9157404M



**NEW DENIM BLUE** CS  
Matt 9155063M Satin 91558601



**BONE WHITE**  
Matt 9157304M



**PIONEER RED** CS  
Matt 9154194M



**FLAXPOD®** CS  
Matt 9159145M



**GREY FRIARS** CS  
Matt 9157167M Satin 91558711



**LICHEN** CS  
Matt 9156101M



**SCORIA** CS  
Matt 9154114M



**BLACK**  
Matt 9159041M Satin 91558651



**CHARCOAL**  
Matt 9159058M Satin 91558707

\* All Dulux Duralloy®, Duralloy® +PLUS and Protecture™ products are supported by Dulux Alumi Shield and Dulux Steel Shield warranties when applied by a Dulux Accredited or Dulux Prime Accredited Powder Coater to the warranty specification on recommended project types and conditions and maintained within the Dulux recommended Care and Maintenance guidelines. For more information visit [duluxpowders.co.nz/warranties](http://duluxpowders.co.nz/warranties)



WEDGEWOOD  
Matt 9155247M



WIZARD  
Matt 9155197M



MIST GREEN  
Matt 9156103M     Satin 91558555

CS



BOND RIVERGUM  
Matt 91552027



STORM BLUE  
Matt 9155248M



NAVY  
Matt 9155234M



KARAKA  
Matt 9156064M     Satin 91558557

CS



PERMANENT GREEN  
Matt 9156102M     Satin 91558559

CS



SLATE BLUE  
Matt 9155147M



WINDSOR GREY  
Matt 9157590M

CS



RANGOON GREEN  
Matt 9156259M



COLA RED  
Satin 91556995

## DURALLOY®


PEARLESCENT RANGE




✓ MEETS AS 3715

✓ MEETS AAMA 2603


Popular pearlescent and metallic finishes delivered with warranty grade\* advanced durable polyester thermosetting powder. Recommended usage includes exterior residential buildings less than 4 levels. See product suitability tables for more information.




METRO WARM WHITE PEARL KINETIC®  
Satin 12P2075S



WARM WHITE PEARL KINETIC®  
Matt 12P1176M



SILVER PEARL KINETIC®  
Matt 12P7459M




MINERAL BROWN KINETIC®  
Satin 12P8204S




METRO SILVER PEARL KINETIC®  
Satin 12P7113S



SILVER STAR KINETIC®  
Satin 12P7043S




METRO ELECTRIC COW KINETIC®  
Matt 12P8028M



METRO COAL DUST KINETIC®  
Matt 12P9069M



PALLADIUM SILVER KINETIC®  
Satin 12P7136S



WINDOW BRONZE KINETIC®  
Matt 12P8068M

# DURALLOY®

**+PLUS** SOLID COLOUR RANGE



✓ MEETS AS 3715

✓ EXCEEDS AAMA 2603


Popular solid colours including COLORSTEEL® colours delivered with warranty grade\* advanced highly durable polyester thermosetting powder. Recommended usage includes exterior residential and light commercial buildings less than 4 levels. See product suitability tables for more information.



APPLIANCE WHITE  
Matt 20S1364M




CANVAS CLOTH  
Matt 20S7830M



ARCTIC WHITE  
Satin 20S1358S      Matt 20S1358M



ANOTEC® MID BRONZE  
Matt 20S8385M



OKARITO  
Matt 20S1379M




O'KEEFE GREY  
Matt 20S7868M



GULL GREY CS  
Matt 20S7828M



THUNDER GREY CS  
Matt 20S7825M



PURE WHITE  
Gloss 20S1365G




BRONCO  
Matt 20S2253M



GHOST GREY CS  
Matt 20S7829M



KARAKA CS  
Matt 20S6446M



OFF WHITE  
Matt 20S3240M



DESERT SAND CS  
Matt 20S3239M



SANDSTONE GREY CS  
Matt 20S7807M



NEW DENIM BLUE CS  
Matt 20S5392M



TITANIA CS  
Matt 20S2249M



LICHEN CS  
Matt 20S6449M



GREY FRIARS CS  
Matt 20S7809M



SLATE BLUE  
Matt 20S5403M



PIONEER RED CS  
Matt 20S4194M



MIST GREEN CS  
Matt 20S6475M



CHARCOAL  
Matt 20S9219M



GRAVEL  
Matt 20S7824M



SCORIA CS  
Matt 20S4382M



BOND RIVERGUM  
Matt 20S6448M



IRONSAND CS  
Matt 20S8383M



WINDSOR GREY CS  
Matt 20S7823M



LIGNITE CS  
Matt 20S8393M



PERMANENT GREEN CS  
Matt 20S6450M



FLAXPOD® CS  
Matt 20S9218M



BLACK  
Matt 20S9041M


# DURALLOY®

+PLUS PEARLESCENT RANGE



- ✓ MEETS AS 3715
- ✓ EXCEEDS AAMA 2603

Beautiful, decorative pearlescent and metallic finishes delivered with warranty grade\* advanced highly durable polyester thermosetting powder. Recommended usage includes exterior residential and light commercial buildings less than 4 levels. See product suitability tables for more information.



WARM WHITE PEARL KINETIC®  
Matt 21P1367M




PROSECCO PEARL  
Matt 20P8417M




BRIGHT GOLD PEARL  
Matt 20P8420M



SILVER STAR KINETIC®  
Satin 21P7820S



METRO SILVER PEARL KINETIC®  
Satin 21P7831S




GUNMETAL METALLIC KINETIC®  
Matt 21P8391M




COPPER PEARL  
Matt 20P4137M




METRO COAL DUST KINETIC®  
Matt 21P9221M



WINDOW BRONZE KINETIC®  
Matt 21P8394M



METRO ELECTRIC COW KINETIC®  
Matt 21P8395M



BRONZE COPPER PEARL  
Matt 20P8418M


# PROTEXTURE™

TEXTURED RANGE



- ✓ MEETS AS 3715
- ✓ EXCEEDS AAMA 2603


Highly mar and scuff resistant textured finishes built to protect, delivered with warranty grade\* advanced highly durable polyester thermosetting powder. Recommended usage includes exterior residential and light commercial buildings less than 4 levels. See product suitability tables for more information.




APPLIANCE WHITE  
Flat 20T1274F



WARM WHITE PEARL  
Flat 21T2075F




ARCTIC WHITE  
Flat 20T1342F



GREY FRIARS  
Flat 20T7167F



METRO SILVER PEARL  
Flat 21T7852F



TITANIA  
Flat 20T2068F



CHARCOAL  
Flat 20T9081F



WINDSOR GREY  
Flat 20T7590F



SANDSTONE GREY  
Flat 20T7156F



IRONSAND  
Flat 20T8406F



FLAXPOD®  
Flat 20T9225F



BLACK  
Flat 20T9215F

## Product Range

RANGE	COLOUR NAME	FINISH	LOOK	COLORSTEEL®	PRODUCT CODE	R	G	B	LRV#	SPECULAR LIGHT REFLECTANCE#
Duralloy	Metro Coal Dust Kinetic®	Matt	Pearlescent		12P9069M	80	81	82	8	2.0
Duralloy	Metro Electric Cow Kinetic®	Matt	Pearlescent		12P8028M	90	89	87	10	1.6
Duralloy	Metro Silver Pearl Kinetic®	Satin	Pearlescent		12P7113S	174	175	173	43	2.9
Duralloy	Metro Warm White Pearl Kinetic®	Satin	Pearlescent		12P2075S	242	243	234	89	4.3
Duralloy	Mineral Brown Kinetic®	Satin	Pearlescent		12P8204S	130	126	122	21	3.4
Duralloy	Palladium Silver Kinetic®	Satin	Pearlescent		12P7136S	149	152	152	31	3.2
Duralloy	Silver Pearl Kinetic®	Matt	Pearlescent		12P7459M	173	174	171	42	1.3
Duralloy	Silver Star Kinetic®	Satin	Pearlescent		12P7043S	157	159	157	35	4.1
Duralloy	Warm White Pearl Kinetic®	Matt	Pearlescent		12P1176M	241	242	235	89	2.5
Duralloy	Window Bronze Kinetic®	Matt	Pearlescent		12P8068M	96	91	87	11	1.9
Duralloy	Almond	Matt	Solid Colour		9153141M	216	198	179	59	1.3
Duralloy	Almond	Satin	Solid Colour		91558802	218	200	180	60	2.7
Duralloy	Appliance White	Matt	Solid Colour		9151274M	240	243	241	89	0.9
Duralloy	Appliance White	Satin	Solid Colour		91558853	239	240	237	87	2.6
Duralloy	Arctic White	Matt	Solid Colour		9151267M	230	237	242	84	1.3
Duralloy	Arctic White	Satin	Solid Colour		91558851	229	236	240	83	3.0
Duralloy	Black	Matt	Solid Colour		9159041M	60	60	60	5	0.9
Duralloy	Black	Satin	Solid Colour		91558651	59	59	60	5	2.6
Duralloy	Bond Rivergum	Matt	Solid Colour		91552027	113	122	111	19	1.6
Duralloy	Bone White	Matt	Solid Colour		9157304M	189	187	175	50	1.3
Duralloy	Bronco	Matt	Solid Colour		9152111M	172	162	149	37	1.0
Duralloy	Bronco	Satin	Solid Colour		91558806	177	165	152	39	2.7
Duralloy	Canvas Cloth	Matt	Solid Colour		9157327M	212	206	195	62	1.2
Duralloy	Canvas Cloth	Satin	Solid Colour		91558718	211	207	197	63	2.7
Duralloy	Charcoal	Matt	Solid Colour		9159058M	76	79	82	8	1.3
Duralloy	Charcoal	Satin	Solid Colour		91558707	77	80	83	8	2.9
Duralloy	Cola Red	Satin	Solid Colour		91556995	190	60	65	15	2.9
Duralloy	Desert Sand	Matt	Solid Colour	CS	9153065M	195	176	155	45	1.5
Duralloy	FlaxPod®	Matt	Solid Colour	CS	9159145M	69	70	71	6	1.3
Duralloy	Flint	Matt	Solid Colour		9157484M	99	103	107	14	1.2
Duralloy	Ghost Grey	Matt	Solid Colour		9157401M	177	180	180	45	1.3
Duralloy	Ghost Grey	Satin	Solid Colour		91558714	181	183	183	47	2.8
Duralloy	Gravel	Matt	Solid Colour		9157404M	66	69	71	6	1.1
Duralloy	Grey Friars	Matt	Solid Colour	CS	9157167M	86	89	91	10	1.3
Duralloy	Grey Friars	Satin	Solid Colour	CS	91558711	87	91	94	10	2.9
Duralloy	Gull Grey	Matt	Solid Colour	CS	9157511M	182	185	182	48	1.3
Duralloy	Gull Grey	Satin	Solid Colour	CS	91597128	185	186	182	49	1.6
Duralloy	Ironsand	Matt	Solid Colour	CS	9158096M	79	78	76	8	1.1
Duralloy	Ironsand	Satin	Solid Colour	CS	91558716	81	79	77	8	2.9
Duralloy	Karaka	Matt	Solid Colour	CS	9156064M	74	75	69	7	2.0
Duralloy	Karaka	Satin	Solid Colour	CS	91558557	75	76	70	7	2.8
Duralloy	Kauri	Matt	Solid Colour		9158159M	138	121	104	20	1.0
Duralloy	Lichen	Matt	Solid Colour	CS	9156101M	149	140	122	27	1.5
Duralloy	Lignite	Matt	Solid Colour	CS	9158033M	91	82	78	9	1.2
Duralloy	Magnolia	Matt	Solid Colour		9153142M	216	201	174	60	1.4
Duralloy	Rivergum Beige	Matt	Solid Colour		9153143M	224	208	192	65	1.2
Duralloy	Mid Grey	Matt	Solid Colour		9157551M	124	125	125	21	0.9
Duralloy	Mist Green	Matt	Solid Colour	CS	9156103M	130	137	120	24	1.4
Duralloy	Mist Green	Satin	Solid Colour	CS	91558555	129	135	117	23	2.8
Duralloy	Navy	Matt	Solid Colour		9155234M	63	76	95	7	1.2
Duralloy	New Denim Blue	Matt	Solid Colour	CS	9155063M	85	93	101	11	1.2
Duralloy	New Denim Blue	Satin	Solid Colour	CS	91558601	86	94	101	11	2.3
Duralloy	Off White	Matt	Solid Colour		9153144M	234	225	207	76	1.9
Duralloy	Off White	Satin	Solid Colour		91558804	230	222	205	74	3.4
Duralloy	O'Keefe Grey	Matt	Solid Colour		9157400M	198	191	182	53	1.3
Duralloy	Olive	Matt	Solid Colour		9156193M	77	71	66	7	1.3
Duralloy	Permanent Green	Matt	Solid Colour	CS	9156102M	72	94	84	10	1.3
Duralloy	Permanent Green	Satin	Solid Colour	CS	91558559	70	91	80	9	3.1
Duralloy	Pioneer Red	Matt	Solid Colour	CS	9154194M	139	77	69	11	1.4
Duralloy	Rangoon Green	Matt	Solid Colour		9156259M	71	75	70	7	1.2
Duralloy	Sandstone Grey	Matt	Solid Colour	CS	9157217M	136	137	136	25	1.1
Duralloy	Sandstone Grey	Satin	Solid Colour	CS	91558706	136	136	134	25	2.8
Duralloy	Scoria	Matt	Solid Colour	CS	9154114M	113	73	68	9	1.2
Duralloy	Slate Blue	Matt	Solid Colour		9155147M	67	78	88	7	1.2
Duralloy	Storm Blue	Matt	Solid Colour		9155248M	74	88	97	9	1.3
Duralloy	Thunder Grey	Matt	Solid Colour	CS	9157324M	97	97	92	12	1.3
Duralloy	Thunder Grey	Satin	Solid Colour	CS	91597129	98	97	92	12	2.8
Duralloy	Titania	Matt	Solid Colour	CS	9152068M	219	215	205	69	1.6
Duralloy	Titania	Satin	Solid Colour	CS	91558855	220	217	209	70	3.0
Duralloy	Wedgewood	Matt	Solid Colour		9155247M	95	129	156	21	1.3
Duralloy	Windsor Grey	Matt	Solid Colour	CS	9157590M	72	74	76	7	1.0
Duralloy	Wizard	Matt	Solid Colour		9155197M	85	105	114	13	1.1
Duralloy	Woodwind	Matt	Solid Colour		9153155M	228	219	206	72	1.6
Duralloy +PLUS	Bright Gold Pearl	Matt	Pearlescent		20P8420M	179	146	95	31	3.6
Duralloy +PLUS	Bronze Copper Pearl	Matt	Pearlescent		20P8418M	133	102	75	15	3.1
Duralloy +PLUS	Copper Pearl	Matt	Pearlescent		20P4137M	157	112	82	20	2.1
Duralloy +PLUS	Gunmetal Metallic Kinetic®	Matt	Pearlescent		21P8391M	106	104	102	14	1.7
Duralloy +PLUS	Metro Coal Dust Kinetic®	Matt	Pearlescent		21P9221M	67	67	67	6	1.5
Duralloy +PLUS	Metro Electric Cow Kinetic®	Matt	Pearlescent		21P8395M	85	83	81	9	1.7
Duralloy +PLUS	Metro Silver Pearl Kinetic®	Satin	Pearlescent		21P7831S	180	181	181	46	3.3
Duralloy +PLUS	Prosecco Pearl	Matt	Pearlescent		20P8417M	149	137	125	26	2.8
Duralloy +PLUS	Silver Star Kinetic®	Satin	Pearlescent		21P7820S	157	159	159	35	3.3
Duralloy +PLUS	Warm White Pearl Kinetic®	Matt	Pearlescent		21P1367M	243	242	232	89	2.5
Duralloy +PLUS	Window Bronze Kinetic®	Matt	Pearlescent		21P8394M	92	85	82	9	1.5
Duralloy +PLUS	Anotec® Mid Bronze	Matt	Solid Colour		20S8385M	79	69	64	6	1.5
Duralloy +PLUS	Appliance White	Matt	Solid Colour		20S1364M	242	243	240	90	1.3

RANGE	COLOUR NAME	FINISH	LOOK	COLORSTEEL®	PRODUCT CODE	R	G	B	LRV#	SPECULAR LIGHT REFLECTANCE#
Duralloy +PLUS	Arctic White	Matt	Solid Colour		20S1358M	226	234	238	82	2.0
Duralloy +PLUS	Arctic White	Satin	Solid Colour		20S1358S	226	234	238	82	3.1
Duralloy +PLUS	Black	Matt	Solid Colour		20S9041M	59	58	58	4	1.2
Duralloy +PLUS	Bond Rivergum	Matt	Solid Colour		20S6448M	112	122	112	19	1.5
Duralloy +PLUS	Bronco	Matt	Solid Colour		20S2253M	176	163	150	38	1.1
Duralloy +PLUS	Canvas Cloth	Matt	Solid Colour		20S7830M	211	207	198	63	1.5
Duralloy +PLUS	Charcoal	Matt	Solid Colour		20S9219M	78	80	83	8	1.5
Duralloy +PLUS	Desert Sand	Matt	Solid Colour	CS	20S3239M	195	176	156	45	1.3
Duralloy +PLUS	FlaxPod®	Matt	Solid Colour	CS	20S9218M	69	69	70	6	1.4
Duralloy +PLUS	Ghost Grey	Matt	Solid Colour		20S7829M	174	177	176	44	1.4
Duralloy +PLUS	Gravel	Matt	Solid Colour		20S7824M	66	69	71	6	1.6
Duralloy +PLUS	Grey Friars	Matt	Solid Colour	CS	20S7809M	86	90	93	10	1.2
Duralloy +PLUS	Gull Grey	Matt	Solid Colour	CS	20S7828M	183	186	182	49	1.2
Duralloy +PLUS	Ironsand	Matt	Solid Colour	CS	20S8383M	78	77	75	7	1.6
Duralloy +PLUS	Karaka	Matt	Solid Colour	CS	20S6446M	73	74	67	7	1.6
Duralloy +PLUS	Lichen	Matt	Solid Colour	CS	20S6449M	147	139	121	26	1.5
Duralloy +PLUS	Lignite	Matt	Solid Colour	CS	20S8393M	91	84	80	9	1.5
Duralloy +PLUS	Mist Green	Matt	Solid Colour	CS	20S6475M	130	136	118	24	1.7
Duralloy +PLUS	New Denim Blue	Matt	Solid Colour	CS	20S5392M	87	95	102	11	1.2
Duralloy +PLUS	Off White	Matt	Solid Colour		20S3240M	234	226	207	77	1.6
Duralloy +PLUS	Okarito	Matt	Solid Colour		20S1379M	243	245	243	91	2.1
Duralloy +PLUS	O'Keefe Grey	Matt	Solid Colour		20S7868M	196	189	180	52	1.8
Duralloy +PLUS	Permanent Green	Matt	Solid Colour	CS	20S6450M	71	94	84	10	1.4
Duralloy +PLUS	Pioneer Red	Matt	Solid Colour	CS	20S4194M	139	78	71	11	1.5
Duralloy +PLUS	Pure White	Gloss	Solid Colour		20S1365G	238	237	229	85	4.2
Duralloy +PLUS	Sandstone Grey	Matt	Solid Colour	CS	20S7807M	135	137	136	25	1.2
Duralloy +PLUS	Scoria	Matt	Solid Colour	CS	20S4382M	111	73	69	9	1.3
Duralloy +PLUS	Slate Blue	Matt	Solid Colour		20S5403M	69	79	87	8	1.4
Duralloy +PLUS	Thunder Grey	Matt	Solid Colour	CS	20S7825M	98	97	92	12	1.4
Duralloy +PLUS	Titania	Matt	Solid Colour	CS	20S2249M	215	212	203	66	1.5
Duralloy +PLUS	Windsor Grey	Matt	Solid Colour	CS	20S7823M	73	75	77	7	1.3
Protecture	Appliance White	Flat	Textured		20T1274F	243	244	242	90	0.4
Protecture	Arctic White	Flat	Textured		20T1342F	229	236	241	84	0.7
Protecture	Black	Flat	Textured		20T9215F	59	59	60	4	0.4
Protecture	Charcoal	Flat	Textured		20T9081F	77	81	84	8	0.4
Protecture	FlaxPod®	Flat	Textured	CS	20T9225F	72	72	73	7	0.8
Protecture	Grey Friars	Flat	Textured	CS	20T7167F	86	90	93	10	0.5
Protecture	Ironsand	Flat	Textured	CS	20T8406F	79	78	77	8	0.2
Protecture	Metro Silver Pearl	Flat	Textured		21T7852F	172	173	171	42	0.4
Protecture	Sandstone Grey	Flat	Textured	CS	20T7156F	136	137	134	25	0.2
Protecture	Titania	Flat	Textured	CS	20T2068F	220	217	208	70	0.7
Protecture	Warm White Pearl	Flat	Textured		21T2075F	241	241	235	88	0.7
Protecture	Windsor Grey	Flat	Textured	CS	20T7590F	72	75	78	7	0.2

# **Light Reflectance Value (LRV):** The total amount of visible light reflected from the coating, expressed as a percentage of total incoming light. Surfaces with higher light reflectance values appear lighter while surfaces with low light reflectance values appear darker.

**Specular Light Reflectance:** The portion of incoming light that is reflected such that the reflected ray is at the same angle to the surface normal as the incoming ray. Specular light reflection is expressed as a percentage of total incoming light. Surfaces with a lower specular reflection produce less glare as they scatter or absorb a greater portion of the incoming light.

For further information on light reflectivity visit [duluxpowders.co.nz/spec-solutions](https://duluxpowders.co.nz/spec-solutions)

† Project type definitions:

- Non-habitable projects are those that are not dwelling types. Examples can be furniture, bus shelters, signage etc.
- Residential properties < 4 levels are typically easy to maintain, given their height and access.
- Light commercial projects < 4 levels are sheltered from neighbouring buildings, but require greater durability due to higher usage and wear.
- High rise residential and commercial projects are less sheltered from neighbouring buildings, raising their exposure and reducing their ease of maintenance.
- Prestigious commercial projects attract attention and require high quality finishes to uphold the longevity and design requirements.
- Monumental projects attract the most attention and have the highest standards required to uphold the reputation and protection expected from landmark sites.

# Worth doing, worth Dulux.®

## Meeting Industry Standards

Dulux Duralloy, Duralloy +PLUS and Protecture powder coat products are designed to meet both the global AAMA and Australian AS3715 standards for architectural aluminium finishes.

	Duralloy	Duralloy +PLUS	Protecture
AAMA Standards	Meets 2603	Exceeds 2603	Exceeds 2603
Coating type	Durable Polyester	Highly Durable Polyester	Highly Durable Polyester

## Project suitability

Ensure you specify the right Dulux powder coat product for your requirements by using the following tables to help define your project by type and exposure conditions. Refer to our Premium Architectural Colour Selector card for our Premium range of products suitable for other project types and conditions.

### Product Suitability by Project

#### Project, Environment and Conditions

Project Type <sup>1</sup>	Environment	Conditions <sup>1</sup>	Top Coat Choice <sup>2</sup>		
			Duralloy <sup>3</sup>	Duralloy +PLUS <sup>4</sup>	Protecture <sup>4</sup>
Light Commercial (< 4 levels)	Exterior	Mild (C2-C3), Severe (C4-C5)		●	●
Residential (< 4 levels)	Exterior	Severe (C4-C5)		●	●
Residential (< 4 levels)	Exterior	Mild (C2-C3)	●	●	●
Non-Habitable	Exterior	Severe (C4-C5)		●	●
Non-Habitable	Exterior	Mild (C2-C3)	●	●	●
All Projects	Interior	Moderate Interior (C3-4)		●	●
All Projects	Interior	General Interior (C1-C2)	●	●	●

● Steel Shield and Alumi Shield Warranties available.

1. For more information about project conditions, corrosivity zones and corrosion rates refer to [duluxpowders.co.nz/warranties](http://duluxpowders.co.nz/warranties).

2. Primers may be required for perforated and expanded aluminium and steel applications depending on project conditions. For full system requirements refer to [duluxpowders.co.nz/warranties](http://duluxpowders.co.nz/warranties).

3. Duralloy is only suitable for coastal, river and lake salt water environments >100m from the high tide and is NOT suitable in strongly acidic or caustic environments so the pH must be between 5 and 9.

4. Duralloy +PLUS and Protecture are only suitable for coastal, river and lake salt water environments >10m from the high tide and are NOT suitable in strongly acidic or caustic environments so the pH must be between 5 and 9.

For more information on specifying the right product for your project, call 0800 800 975 or visit [duluxpowders.co.nz](http://duluxpowders.co.nz)

## Warranted Performance

All Dulux Duralloy, Duralloy +PLUS and Protecture powder coat products are backed by product specific warranties on:

- Architectural aluminium, including perforated aluminium and expanded aluminium
- Mild steel, bright/semi bright steel, black steel and blue steel

	Warranty	Duralloy	Duralloy +PLUS	Protecture
Alumi Shield Warranty	Aluminium Durability	10 Years	15 Years	15 Years
	Aluminium Colour	10 Years	15 Years	15 Years
Steel Shield Warranty	Steel Corrosion	Up to 10 Years	Up to 10 Years	Up to 10 Years
	Steel Colour	10 Years	15 Years	15 Years

Warranties are made up of a colour warranty (for fade and chalking), durability warranty (film integrity for aluminium only), and corrosion warranty (for steel only). They are only valid when applied by a Dulux Accredited or Dulux Prime Accredited Powder Coater to the warranty specification on recommended project types and conditions and maintained within the Dulux recommended Care and Maintenance guidelines.

For more information visit [duluxpowders.co.nz/warranties](http://duluxpowders.co.nz/warranties)

## Dulux Accredited Powder Coaters

Only Dulux Accredited and Dulux Prime Accredited Powder Coaters are able to issue our Dulux Alumi Shield™ and Steel Shield™ warranties after demonstrating their capability to meet stringent quality conditions and international standards.



For more information visit [duluxpowders.co.nz/accredited](http://duluxpowders.co.nz/accredited)

## CustomColour™

Our Architectural Colour Selector cards feature our range of stocked, readily available products and colours. If you cannot find the colour you require in a particular product, Dulux offer a premium CustomColour™ service. Call 0800 800 975 or visit [duluxpowders.co.nz](http://duluxpowders.co.nz).

## Advice Line

Our dedicated consultants can help simplify the specification process, saving you time and money by providing the right coating advice for your project. Call 0800 800 975 or visit [duluxpowders.co.nz](http://duluxpowders.co.nz).

## Offices

### New Zealand

Dulux Powder Coatings  
31B Hillside Road, Glenfield, Auckland 0627  
T (64) 4 896 0911

### Australia

Dulux Powder Coatings  
1-15 Pound Road West, Dandenong South VIC 3175  
T (61) 3 8787 4500

### Singapore

DGL International Powder Coatings  
1 Commonwealth Lane #09-19,  
One Commonwealth, Singapore 149544  
T (65) 6 8381 010

### China

DGL International Powder Coatings  
Room 406, No.8, Lane 1977, JinShaJiang Road,  
Shanghai, China, PC 200333  
T (86) 21 6173 8800